





# APPROVAL INDEX

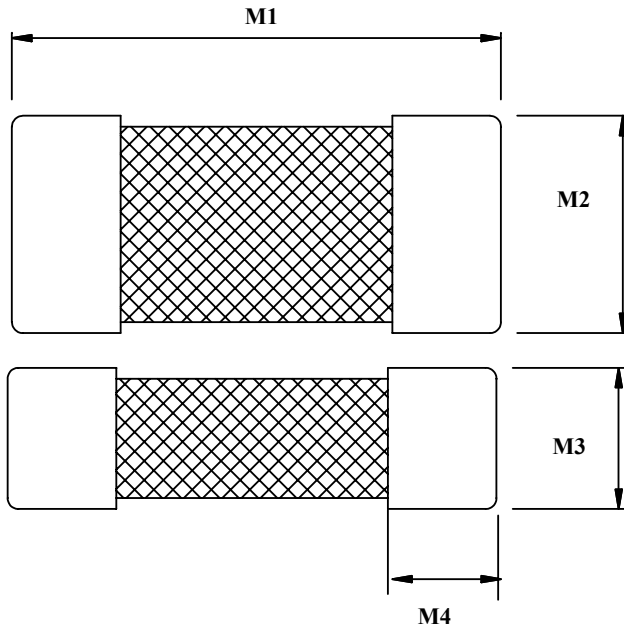
■ Mechanical Dimension .....	Page 2
■ Electrical Spec. ....	Page 2
■ Schematic Diagram.....	Page 2
■ Electrical Curve .....	Page 3
■ Package form .....	Page 4
■ Reflow Chart .....	Page 5
■ Appendix .....	SGS



# SPECIFICATION FOR APPROVAL

<b>CUSTOMER</b> MARITEX	<b>CUSTOMER P/N</b> TI160808 SERIES-LFR	<b>REV.</b> ORIG	<b>SPL. LOT NO.</b> 1609115	
<b>PART NAME</b> SMD CHIP BEADS (ROHS)	<b>FRONTIER P/N</b> TI160808XXXX-LFR	<b>REV.</b> ORIG	<b>DATE OF ISSUE</b> 07/02/'09	<b>Q'TY</b> 0 EA

## 1. MECHANICAL DIMENSION



UNIT : mm

	DIM.	TOL.
<b>M1</b>	1.6	±0.2
<b>M2</b>	0.8	±0.2
<b>M3</b>	0.8	±0.2
<b>M4</b>	0.3	±0.2

## 2. ELECTRICAL

P/N	Z ( OHM ) @100 MHz ±25%	DCR ( OHM ) MAX.	RATED CURRENT MAX. (A)
TI160808U300-LFR	30	0.030	3.0
TI160808U600-LFR	60	0.040	3.0
TI160808U121-LFR	120	0.100	2.5
TI160808U301-LFR	300	0.150	2.0
TI160808U601-LFR	600	0.200	1.0

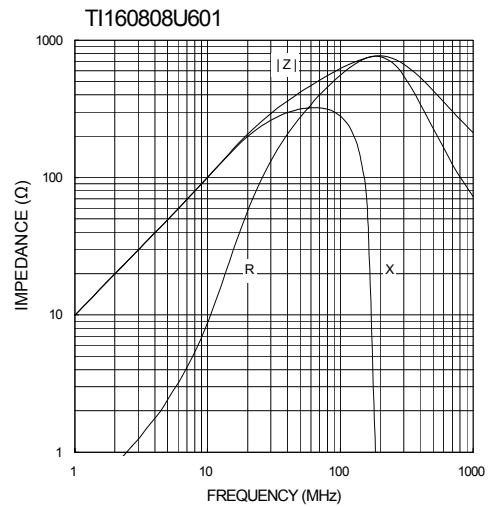
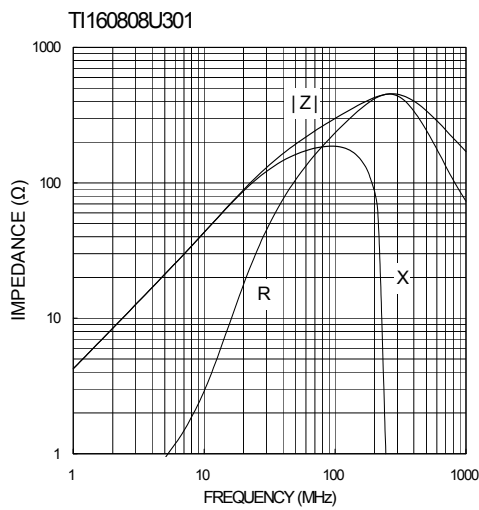
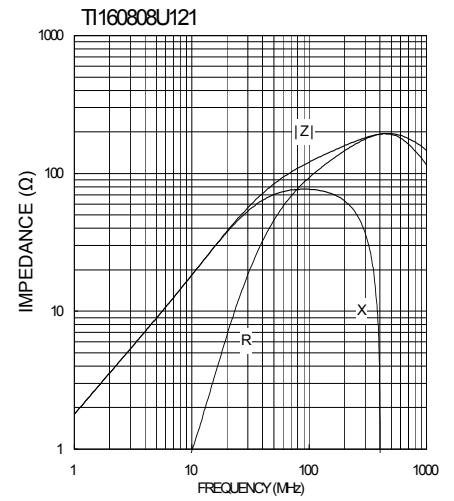
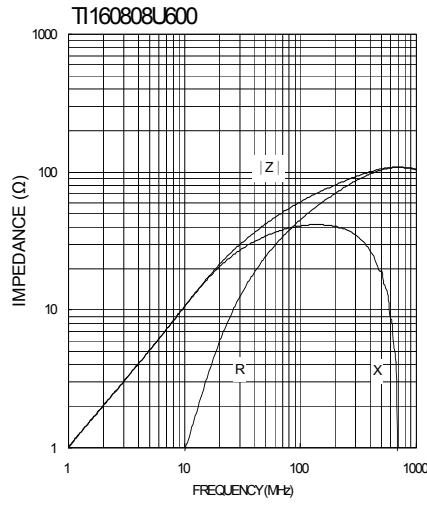
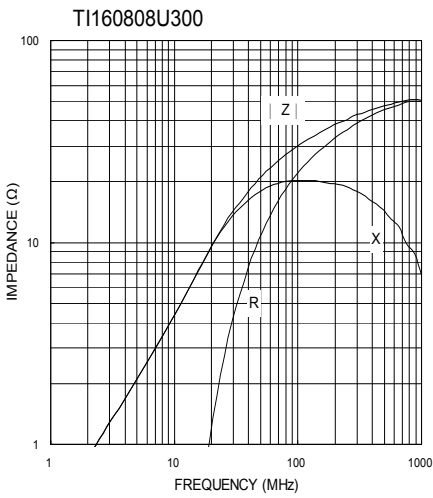
TEST INSTRUMENT: HP4291B & ZENTECH502BC



# SPECIFICATION FOR APPROVAL

<b>CUSTOMER</b> <b>MARITEX</b>	<b>CUSTOMER P/N</b> <b>TI160808 SERIES-LFR</b>	<b>REV.</b> <b>ORIG</b>	<b>SPL. LOT NO.</b> <b>1609115</b>	
<b>PART NAME</b> <b>SMD CHIP BEADS (ROHS)</b>	<b>FRONTIER P/N</b> <b>TI160808XXXX-LFR</b>	<b>REV.</b> <b>ORIG</b>	<b>DATE OF ISSUE</b> <b>07/02/'09</b>	<b>Q'TY</b> <b>0 EA</b>

### 3. ELECTRICAL CURVE

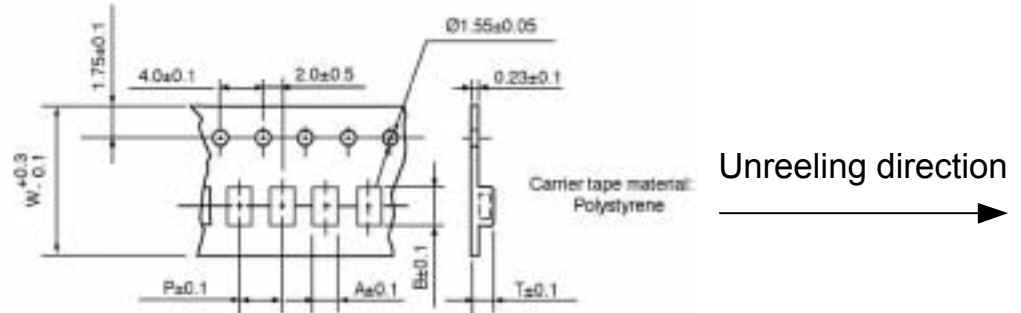


# SPECIFICATION FOR APPROVAL

<b>CUSTOMER</b> MARITEX	<b>CUSTOMER P/N</b> TI160808 SERIES-LFR	<b>REV.</b> ORIG	<b>SPL. LOT NO.</b> 1609115	
<b>PART NAME</b> SMD CHIP BEADS (ROHS)	<b>FRONTIER P/N</b> TI160808XXXX-LFR	<b>REV.</b> ORIG	<b>DATE OF ISSUE</b> 07/02/'09	<b>Q'TY</b> 0 EA

## 4. PAPER CARRIER TAPE PACKAGING

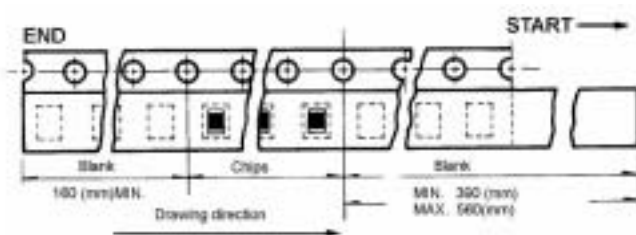
### 4.1 DIMENSIONS



UNIT : mm

	A	B	W	P	T	CHIPS/REEL
DIM.	0.94	1.82	8	4	0.92	4000

### 4.2 LEADER AND TRAILER TAPE



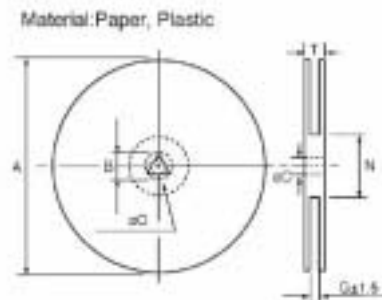
### 4.3 DIRECTION THE DIRECTION SHALL BE SEEN FROM THE TOP OF COVER TAPE



UNIT : mm

	8mm	12mm
A	178±2	178±2
B	21.0±0.8	21.0±0.8
C	13.0±0.8	13.0±0.8
G	10.0	14.0
N	75	75
T	12.5	16.5

### 4.4 REELS

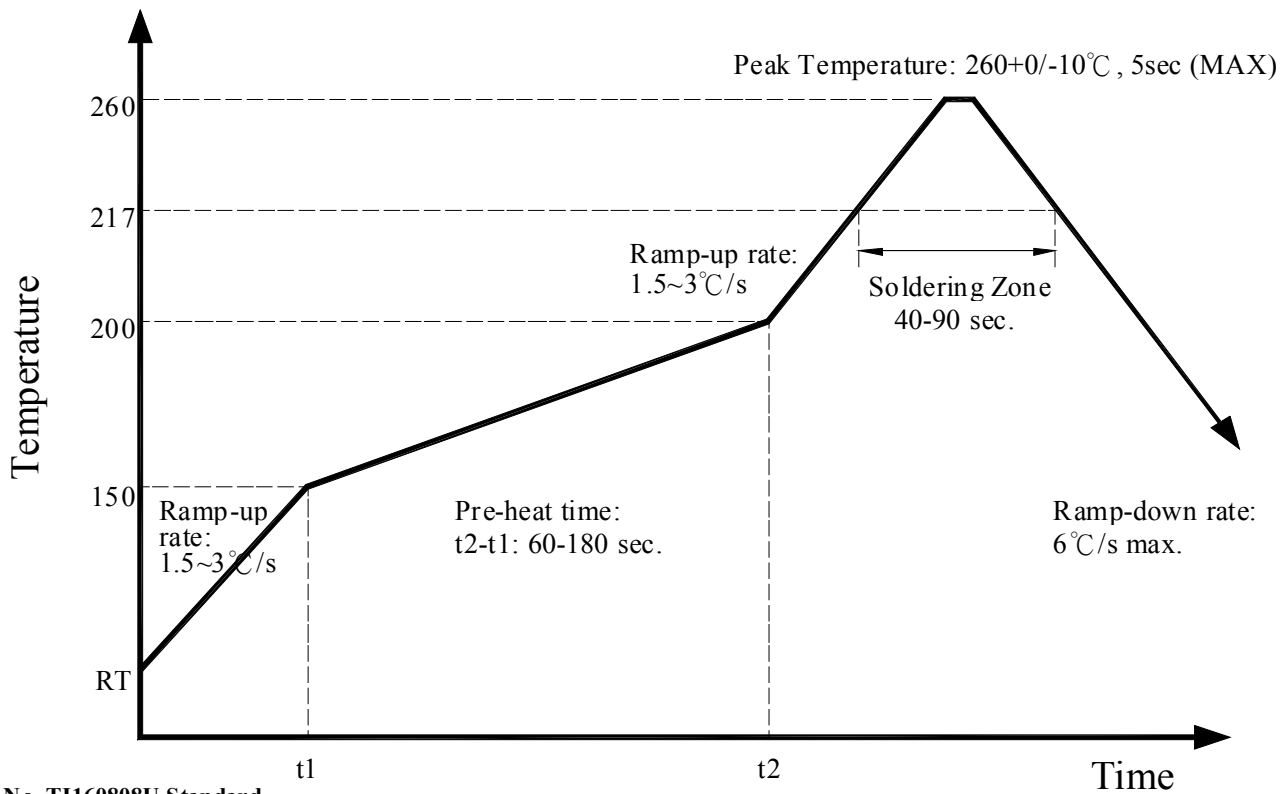




# SPECIFICATION FOR APPROVAL

<b>CUSTOMER</b> MARITEX	<b>CUSTOMER P/N</b> TI160808 SERIES-LFR	<b>REV.</b> ORIG	<b>SPL. LOT NO.</b> 1609115	
<b>PART NAME</b> SMD CHIP BEADS (ROHS)	<b>FRONTIER P/N</b> TI160808XXXX-LFR	<b>REV.</b> ORIG	<b>DATE OF ISSUE</b> 07/02/'09	<b>Q'TY</b> 0 EA

## FRONTIER Lead-Free IR Reflow Chart



No. TI160808U Standard